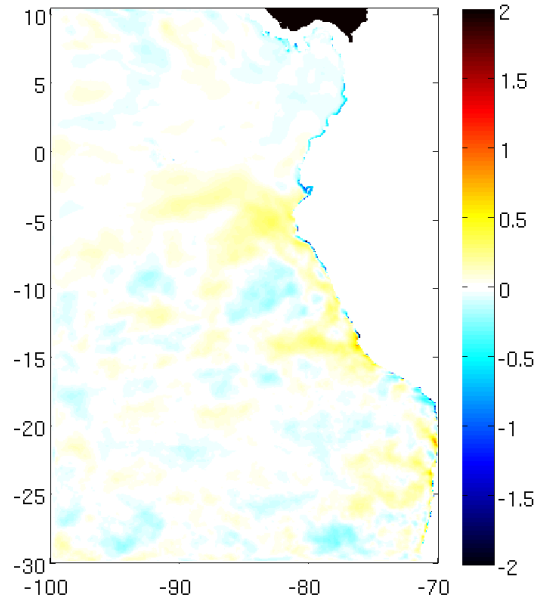


Tests smooth Bathy & steps

SST

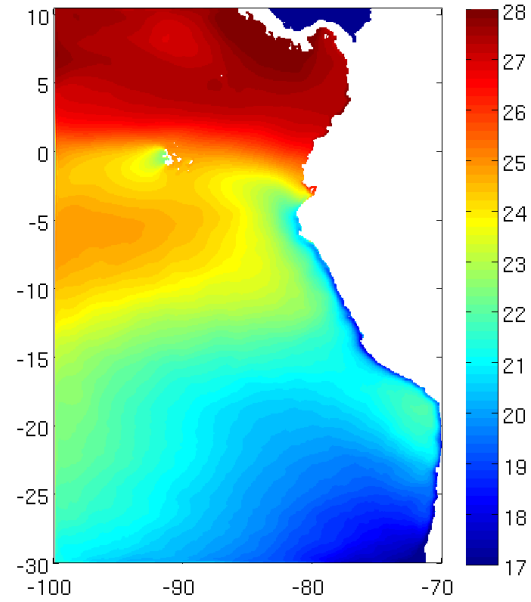
Rfact/soda2_B

sst mean (C) - p12n_bdy_soda2_B_rfact - p12n_bdy_soda2_B (2003-2007)



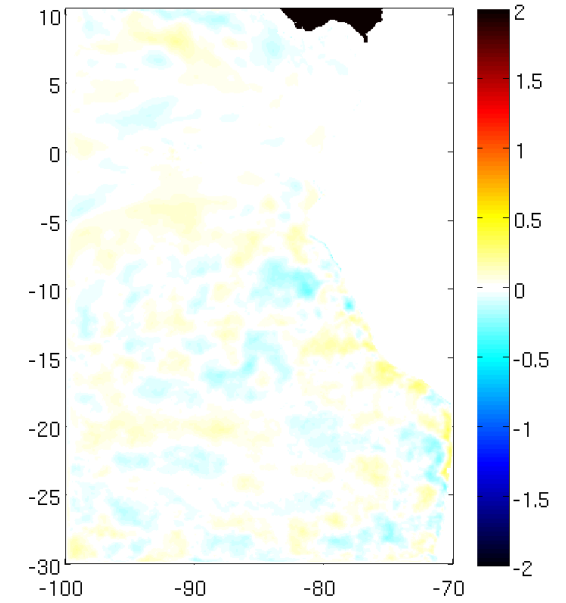
Soda2_B

sst mean (C) - p12n_bdy_soda2_B (2003-2007)



Steps/soda2_B

sst mean (C) - p12n_bdy_soda2_B_steps - p12n_bdy_soda2_B (2003-2007)

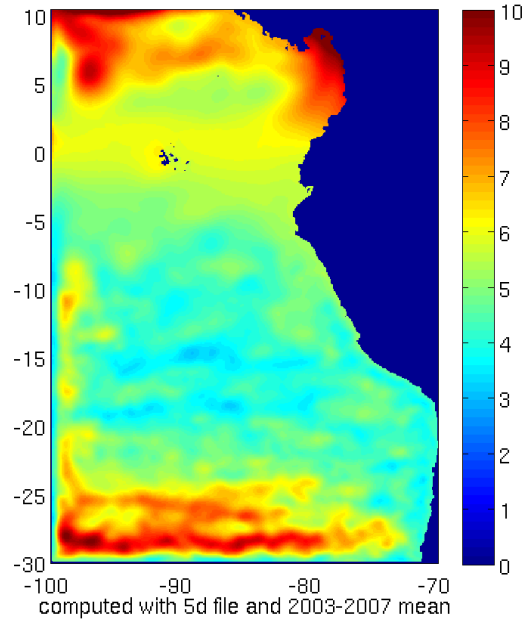


Var SSH Soda2_B

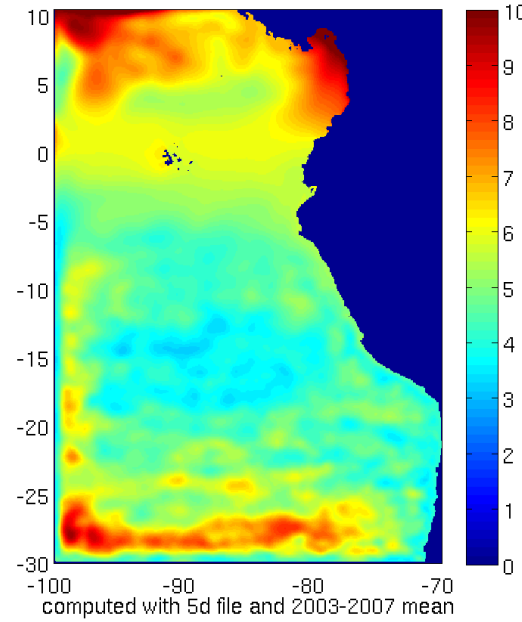
Rfact

Steps

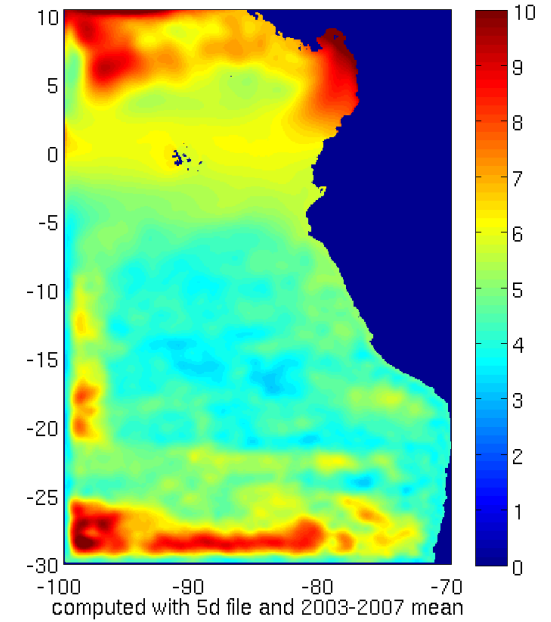
σ_{ssh} (cm) p12n_bdy_soda2_B_rfact (2003-2007)



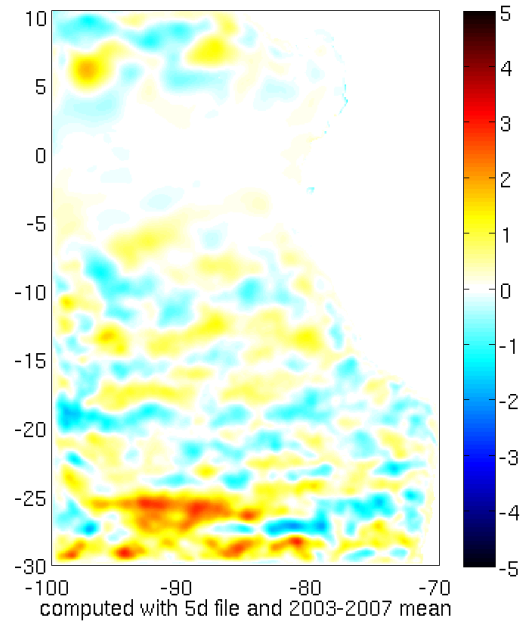
σ_{ssh} (cm) p12n_bdy_soda2_B (2003-2007)



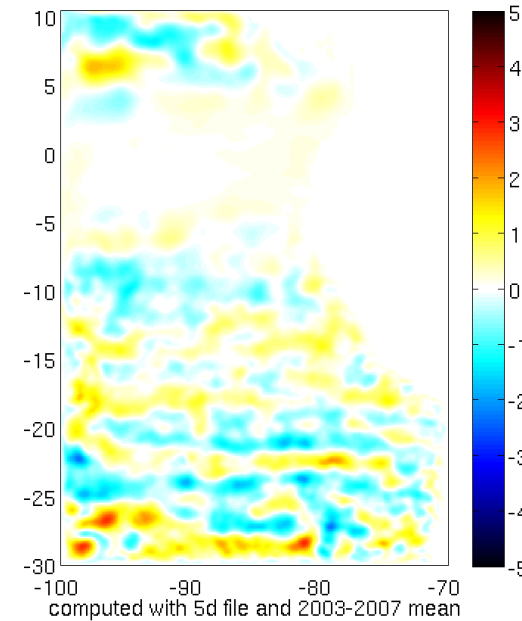
σ_{ssh} (cm) p12n_bdy_soda2_B_steps (2003-2007)



σ_{ssh} (cm) p12n_bdy_soda2_B_rfact - p12n_bdy_soda2_B (2003-2007)



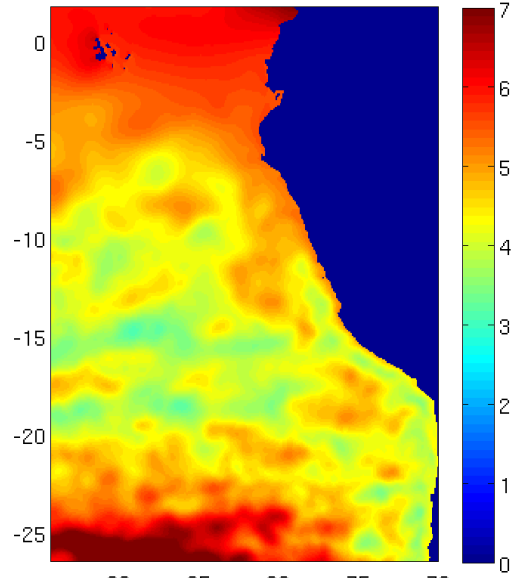
σ_{ssh} (cm) p12n_bdy_soda2_B_steps - p12n_bdy_soda2_B (2003-2007)



Var SSH (zoom)

Rfact/soda2_B

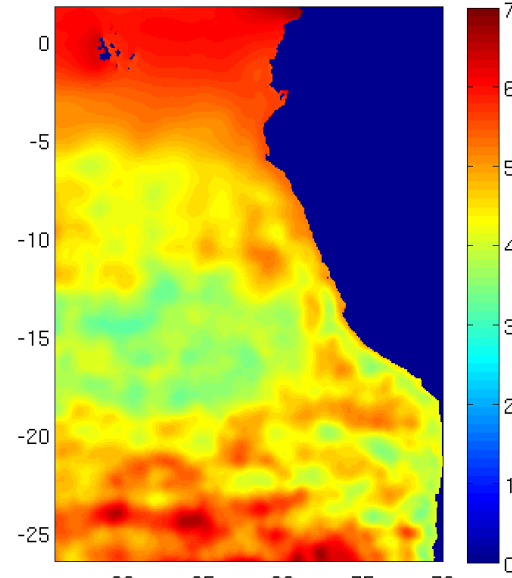
σ_{ssh} (m) p12n_bdy_soda2_B_rfact (2003-2007)



computed with 5d file and 2003-2007 mean

Soda2_B

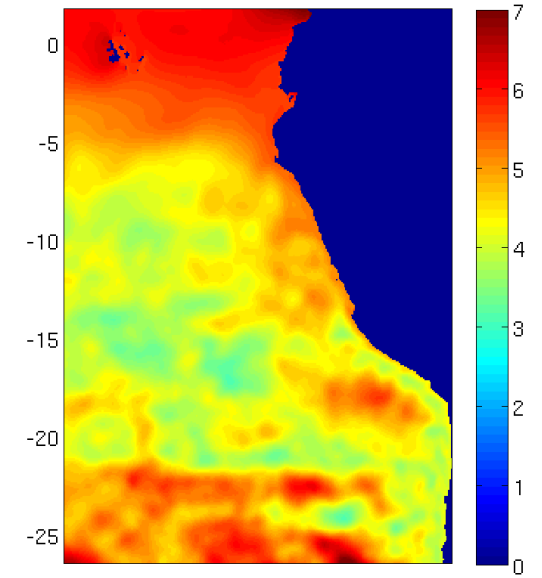
σ_{ssh} (m) p12n_bdy_soda2_B (2003-2007)



computed with 5d file and 2003-2007 mean

Steps/soda2_B

σ_{ssh} (m) p12n_bdy_soda2_B_steps (2003-2007)



computed with 5d file and 2003-2007 mean

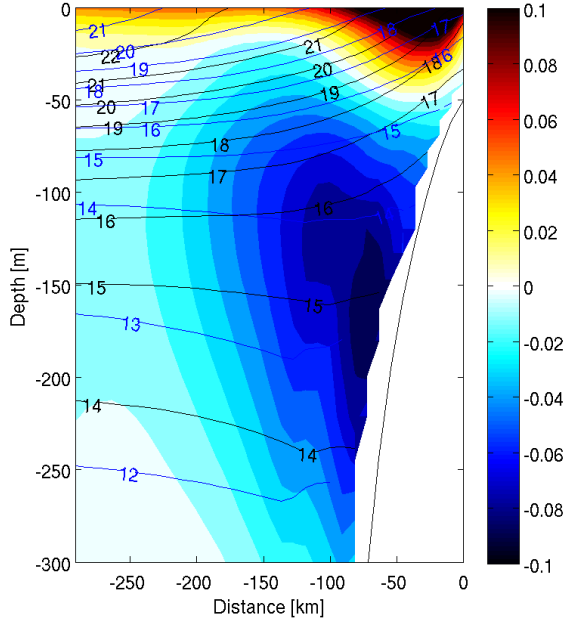
Sections (300m)

Soda2_B

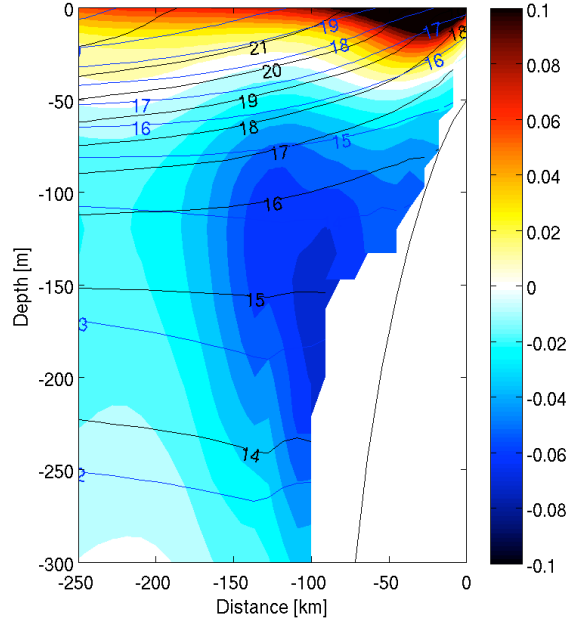
Rfact

Steps

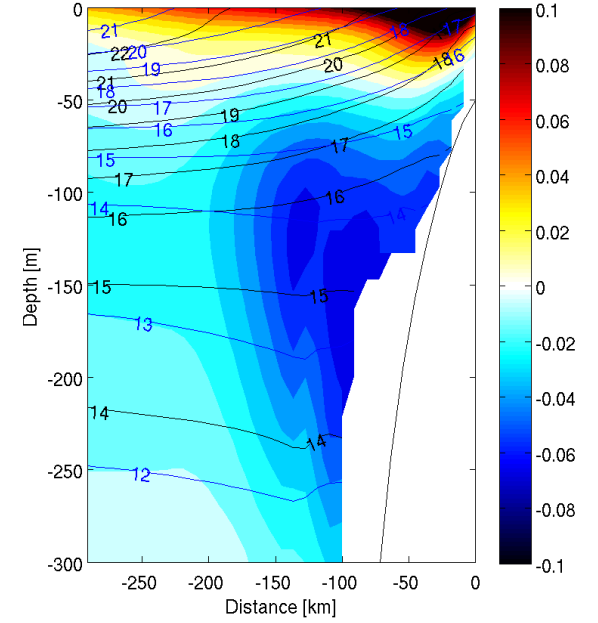
Current(m/s) / T(C)- p12n_bdy_soda2_B_rfact (2003-2007)



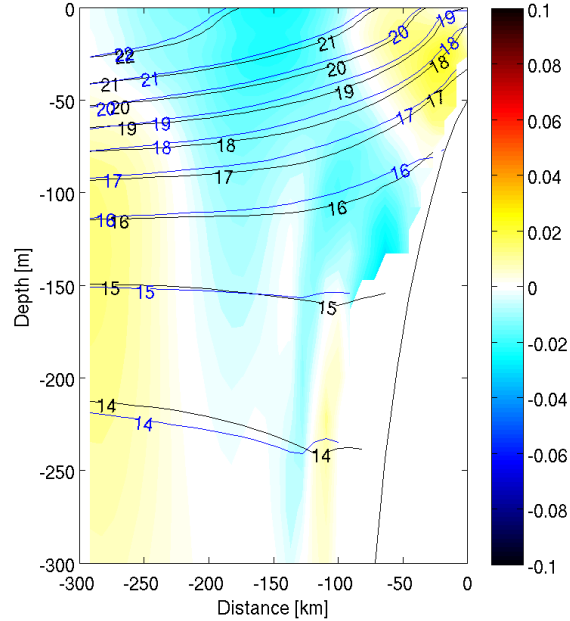
Current(m/s) / T(C)- p12n_bdy_soda2_B (2003-2007)



Current(m/s) / T(C)- p12n_bdy_soda2_B_steps (2003-2007)



Current(m/s) / T(C)- p12n_bdy_soda2_B_rfact - p12n_bdy_soda2_B (2003-2007)



Current(m/s) / T(C)- p12n_bdy_soda2_B_steps - p12n_bdy_soda2_B (2003-2007)

